

## PUR Production Ag. Monthly Report

The Stanislaus County Agriculture Department has changed its pesticide permit program. The RMMS system has been replaced by Cal Ag Permits. Cal Ag Permits is a web-based system and it allows you to do much more than just enter pesticide use reports and submit NOIs. You must open Cal Ag Permits with Internet Explorer and turn pop-up blockers off before logging in.

In order to log on to the new site you will need to go to <http://www.calagpermits.com> and log on using the following:

Username: (The username is not case sensitive.)

Password: (The password is case sensitive.)

If you do not have a username or password, please call **209-525-4730** and we will set you up with one.


On the left side of the next page that opens up, you will see a menu with the following choices:


Active Permit:

Active Site:


**Welcome**

**Ag PURs**

 **Enter a new 7 Day Job Report for Commercial Applicators**

 **Enter a new Monthly Report for Grower Applications**

**Permits**

 Select Permit for viewing

For agricultural production pesticide use reports, you should choose the **Monthly Report for Grower Applications**.

When the page opens, enter **Operator ID/Permit #** use the drop down menu to select your Operator Identification Number or Restricted Materials Permit.

**Monthly Pesticide Use Report - Production Agriculture only**

Report Status:  
Submittal Status:

Operator ID/ Permit #		Document
Report Month/Year		Number    Permittee
		5003000    FARMER, FRED
		5003456    BUNCH FARMS

Operator (Grower)    County  
50 St

Line #:  
Site Identification Number  
Commodity Treated

Section	Township	Range	Meridian
Items 1-2 out of 2			

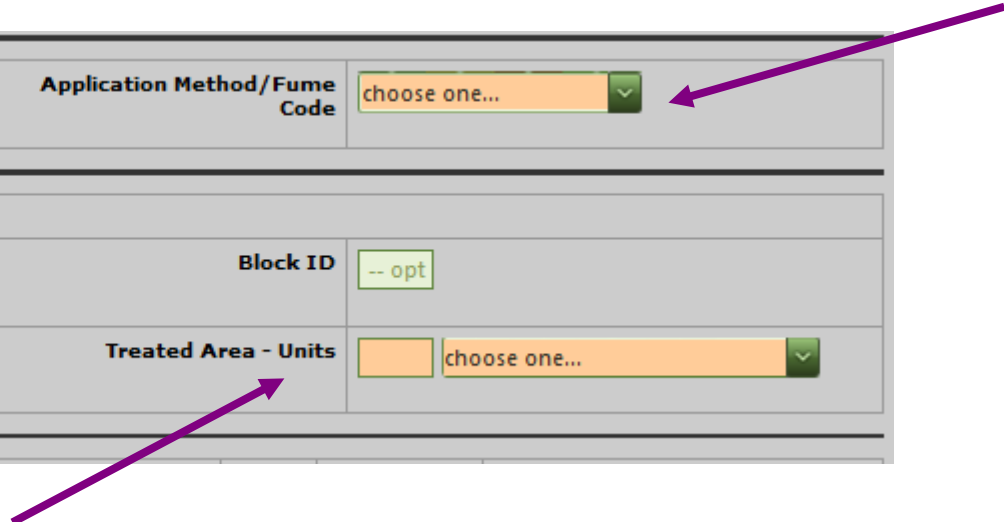
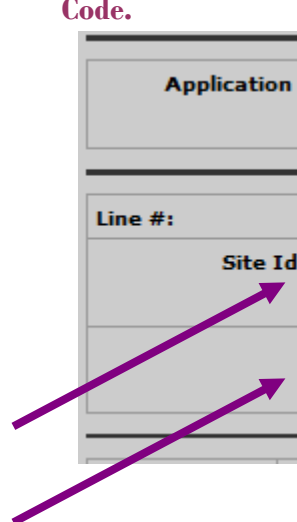
Enter the **Application Date / Time**. Allow Cal Ag Permits time to refresh after each step.

<b>Operator ID/ Permit #</b>		5003000: FARMER, FRED		<b>Document #</b>		Auto Assigned		
<b>Report Month/Year</b>				MM / YYYY		<b>Nursery</b>		<input type="checkbox"/>
<b>Operator (Grower)</b>		<b>County</b>		<b>Address</b>		<b>City</b>		<b>Zip Code</b>
FARMER, FRED		50 Stanislaus						
<b>Section</b>	<b>Township</b>	<b>Range</b>	<b>Base &amp; Meridian</b>	<b>Location</b>			<b>Planted Area/Units</b>	
<b>Application Date / Time</b>						<b>Application Method/Fume Code</b>		choose one...



Using the dropdown menus, select the appropriate **Site Identification**, **Commodity Treated**, **Treated Area-Units**, **Application Method/Fume Code**.

<b>Application Date / Time</b>		8/14/2012		8:00 AM		<b>Application Method/Fume Code</b>		choose one...
<b>Line #:</b>		<b>Site Identification Number</b>		<b>Block ID</b>		<b>Treated Area - Units</b>		
		choose one...		-- opt		choose one...		
		<b>Commodity Treated</b>						
		choose one...						



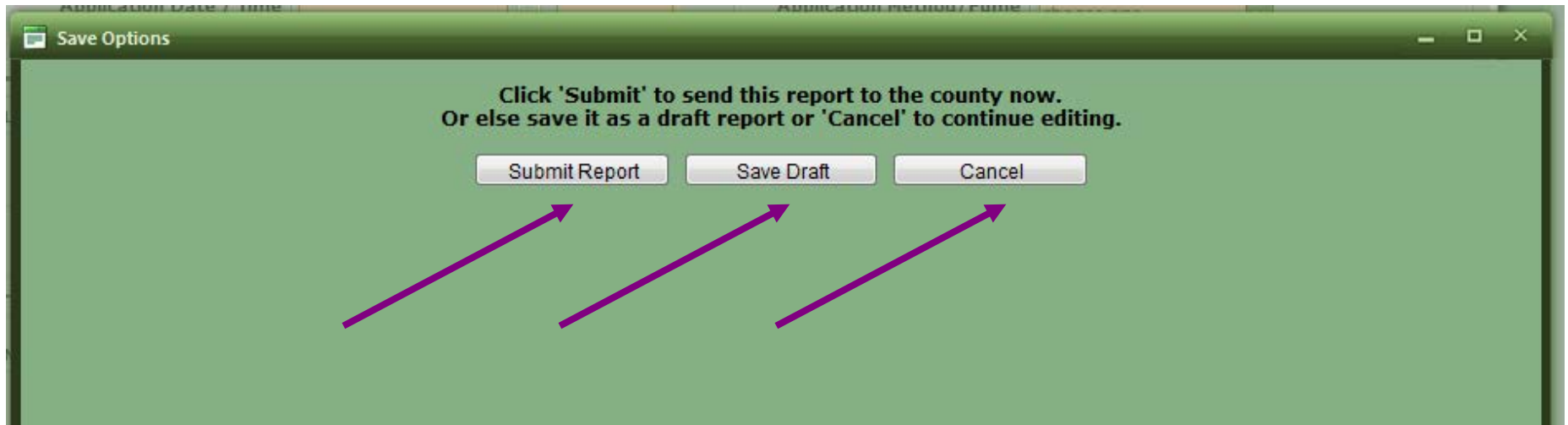
Go to the **Product EPA Number/Name** and find the product's **EPA number** in the drop down menu that matches your pesticide label. After making your selection, fill in the **Total Product Used-Units**.

<b>Application Date / Time</b>		8/14/2012	8:00 AM	<b>Application Method/Fume Code</b>		Ground
<b>Line #:</b>						
<b>Site Identification Number</b>		TEST	<b>Block ID</b>		-- opt	
<b>Commodity Treated</b>		40-0: RIGHTS OF WAY	<b>Treated Area - Units</b>		2.00	A - ACRES
<b>Product EPA Number/Name</b>		GRAMOXONE MAX	<b>Days Re-entry</b>	-opt-	<b>Dilution</b>	-- optional --
<b>Total Product Used - Units</b>		0.5000	<b>Rate</b>		0.25 Gallon/ACRES	
		GA - Gallon				

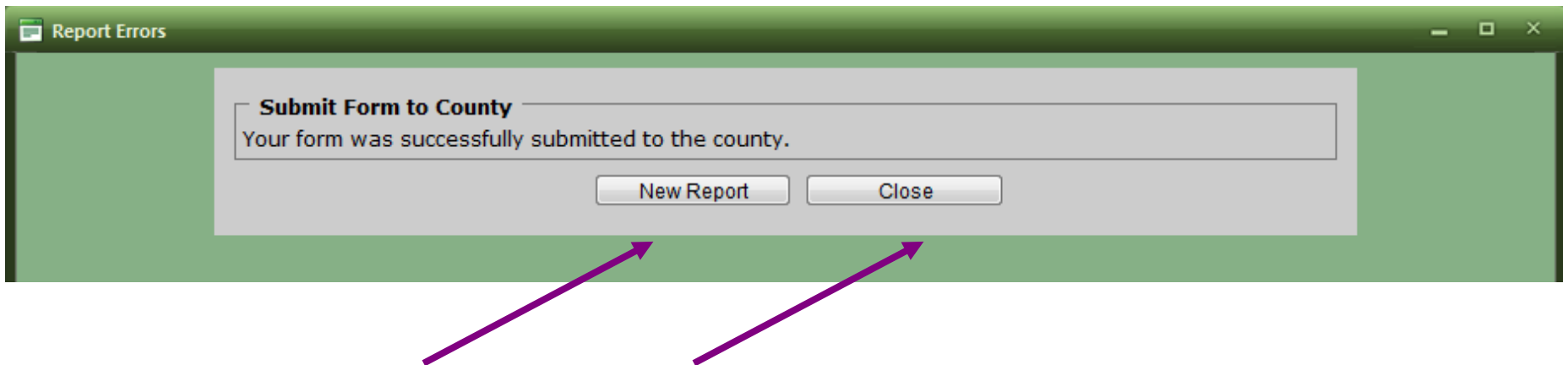
After entering the data, click on one of the **Save Line boxes** and enter the next pesticide.

<b>Product EPA Number/Name</b>	GRAMOXONE MAX	<b>Days Re-entry</b>	-opt-	<b>Dilution</b>	-- optional --
<b>Total Product Used - Units</b>	0.5000	<b>Rate</b>		0.25 Gallon/ACRES	
	GA - Gallon				
Save Line - New Product   Save Line - New Date   Save Line - New Site/Date   Save Line - Done   Clear Line					

After clicking Save Line – Done, the box below will appear. **Choose Submit Report, Save as Draft, or Cancel.**



After submitting the report **successfully**, the below box will appear.



Be aware that the program will time out after a period of inactivity and any unsaved entries will be lost. We expect that this transition will be a little confusing at first. Give it a try and if you have any questions call our office at 209-525-4730.

After submitting the report **successfully** and hitting the close button, a summary of what was entered will appear. You can print it for your records and begin a new report.

**Monthly Pesticide Use Report - Production Ag Growers/Operators only**  
 Report Status:Ok  
 Submittal Status:Submitted to County  
 Submitted to County:9/17/2012 10:22:24 AM

<b>Operator ID/ Permit #</b> 5003000		<b>Document #</b> WEB122342651	
<b>Report Month/Year</b> 8 / 2012		<b>Nursery</b> No	

<b>Operator (Grower)</b> FARMER, FRED		<b>County</b> 50 Stanislaus		<b>Address</b> 123 ROBIN		<b>City</b> MODESTO		<b>Zip Code</b> 95358	
<b>Section</b>	<b>Township</b>	<b>Range</b>	<b>Base &amp; Meridian</b>	<b>Location</b>				<b>Planted Area/Units</b>	

Line	Date/Time Applied	Site ID	Commodity Treated	Total Planted / Units	Total Treated / Units	EPA / Calif. Reg. No. From Label	Product Name	Appl. Meth	Fume Code	Total Used / Units
1	8/15/2012 8:00 AM	3918B1	3001-0: ALMOND	10 ACRES	0.5 ACRES	10963-50025-AA	GROUND SQUIRREL BAIT	G		1 Ounce